





남문 외국인투자지역('24. 11.) 브로슈어 정정 안내

- 지난 2024. 11. 22. 제작·게시된 남문지구 브로슈어 내용 중 보배복합지구에 관한 일부 정보에 오류가 있음을 확인 하였습니다.
- 이에, 아래와 같이 해당 내용을 수정하였음을 알려드립니다.

<p>보배복합지구</p>  <p>부지현황</p> <table border="1"> <thead> <tr> <th rowspan="2">구분</th> <th colspan="2">면적</th> <th rowspan="2">유치업종</th> </tr> <tr> <th>㎡</th> <th>평</th> </tr> </thead> <tbody> <tr> <td rowspan="10">복합 산업 시설</td> <td>57,499</td> <td>17,298</td> <td rowspan="10">C26-29, D35, H49, H52</td> </tr> <tr> <td>52,898</td> <td>16,002</td> </tr> <tr> <td>47,308</td> <td>14,311</td> </tr> <tr> <td>37,464</td> <td>11,333</td> </tr> <tr> <td>33,351</td> <td>10,089</td> </tr> <tr> <td>32,592</td> <td>9,859</td> </tr> <tr> <td>23,699</td> <td>7,201</td> </tr> <tr> <td>21,377</td> <td>6,467</td> </tr> <tr> <td>19,675</td> <td>5,952</td> </tr> <tr> <td>9,671</td> <td>2,925</td> </tr> <tr> <td rowspan="2">연구 시설</td> <td>14,586</td> <td>4,412</td> <td rowspan="2"></td> </tr> <tr> <td>6,647</td> <td>2,010</td> </tr> </tbody> </table> <p>토지이용계획</p>  <table border="1"> <thead> <tr> <th>구분</th> <th>개발면적(㎡)</th> <th>구성비(%)</th> </tr> </thead> <tbody> <tr> <td>산업시설용지</td> <td>235</td> <td>29.4</td> </tr> <tr> <td>교육·연구시설용지</td> <td>90</td> <td>11.2</td> </tr> <tr> <td>공공시설용지</td> <td>476</td> <td>59.4</td> </tr> <tr> <td>합계</td> <td>801</td> <td>100</td> </tr> </tbody> </table>	구분	면적		유치업종	㎡	평	복합 산업 시설	57,499	17,298	C26-29, D35, H49, H52	52,898	16,002	47,308	14,311	37,464	11,333	33,351	10,089	32,592	9,859	23,699	7,201	21,377	6,467	19,675	5,952	9,671	2,925	연구 시설	14,586	4,412		6,647	2,010	구분	개발면적(㎡)	구성비(%)	산업시설용지	235	29.4	교육·연구시설용지	90	11.2	공공시설용지	476	59.4	합계	801	100	<p>9p 전체 삭제</p>
구분		면적			유치업종																																													
	㎡	평																																																
복합 산업 시설	57,499	17,298	C26-29, D35, H49, H52																																															
	52,898	16,002																																																
	47,308	14,311																																																
	37,464	11,333																																																
	33,351	10,089																																																
	32,592	9,859																																																
	23,699	7,201																																																
	21,377	6,467																																																
	19,675	5,952																																																
	9,671	2,925																																																
연구 시설	14,586	4,412																																																
	6,647	2,010																																																
구분	개발면적(㎡)	구성비(%)																																																
산업시설용지	235	29.4																																																
교육·연구시설용지	90	11.2																																																
공공시설용지	476	59.4																																																
합계	801	100																																																
<p>Bobae District</p>  <p>Site Status</p> <table border="1"> <thead> <tr> <th>Industry</th> <th>Sale Area Size(㎡)</th> <th>Korea Standard Industry Code</th> </tr> </thead> <tbody> <tr> <td rowspan="10">Logistics & Manufacturing Facilities</td> <td>57,499</td> <td rowspan="10">C26-29, D35, H49, H52</td> </tr> <tr> <td>52,898</td> </tr> <tr> <td>47,308</td> </tr> <tr> <td>37,464</td> </tr> <tr> <td>33,351</td> </tr> <tr> <td>32,592</td> </tr> <tr> <td>23,699</td> </tr> <tr> <td>21,377</td> </tr> <tr> <td>19,675</td> </tr> <tr> <td>9,671</td> </tr> <tr> <td rowspan="2">R&D Facilities</td> <td>14,586</td> <td rowspan="2"></td> </tr> <tr> <td>6,647</td> </tr> </tbody> </table> <p>Land Usage Plan</p>  <table border="1"> <thead> <tr> <th>Contents</th> <th>Area(thousand ㎡)</th> <th>Rate(%)</th> </tr> </thead> <tbody> <tr> <td>Industrial site</td> <td>235</td> <td>29.4</td> </tr> <tr> <td>R&D facilities</td> <td>90</td> <td>11.2</td> </tr> <tr> <td>Public facilities</td> <td>476</td> <td>59.4</td> </tr> <tr> <td>Total</td> <td>801</td> <td>100</td> </tr> </tbody> </table>	Industry	Sale Area Size(㎡)	Korea Standard Industry Code	Logistics & Manufacturing Facilities	57,499	C26-29, D35, H49, H52	52,898	47,308	37,464	33,351	32,592	23,699	21,377	19,675	9,671	R&D Facilities	14,586		6,647	Contents	Area(thousand ㎡)	Rate(%)	Industrial site	235	29.4	R&D facilities	90	11.2	Public facilities	476	59.4	Total	801	100	<p>9p 전체 삭제</p>															
Industry	Sale Area Size(㎡)	Korea Standard Industry Code																																																
Logistics & Manufacturing Facilities	57,499	C26-29, D35, H49, H52																																																
	52,898																																																	
	47,308																																																	
	37,464																																																	
	33,351																																																	
	32,592																																																	
	23,699																																																	
	21,377																																																	
	19,675																																																	
	9,671																																																	
R&D Facilities	14,586																																																	
	6,647																																																	
Contents	Area(thousand ㎡)	Rate(%)																																																
Industrial site	235	29.4																																																
R&D facilities	90	11.2																																																
Public facilities	476	59.4																																																
Total	801	100																																																
<p>수정 전(국·영문)</p>	<p>수정 후(국·영문)</p>																																																	

- 추가 문의 사항이 있으실 경우, 051-979-5261 및 051-979-5262로 문의해 주시기 바랍니다.
- 감사합니다.